

Login Instructions for Exclusive Access with Multi-Factor Authentication (MFA)

1. What is MFA, and why is it necessary for accessing Exclusive Access?

Two-step login utilises authentication through an application installed on your smartphone. With Multi-Factor Authentication (MFA) technology, we ensure that it is indeed you logging into our system, preventing unauthorised access by hackers.

To log in to Exclusive Access, you will need one of the available applications, such as Google Authenticator, Twilio Authy, Microsoft Authenticator, or Okta Verify.

2. Do you have a multi-factor authentication application installed on your smartphone?

YES → Proceed to step 3.

NO → Install the chosen application (e.g., Google Authenticator, Twilio Authy, Microsoft Authenticator, Okta Verify), following the provided instructions.

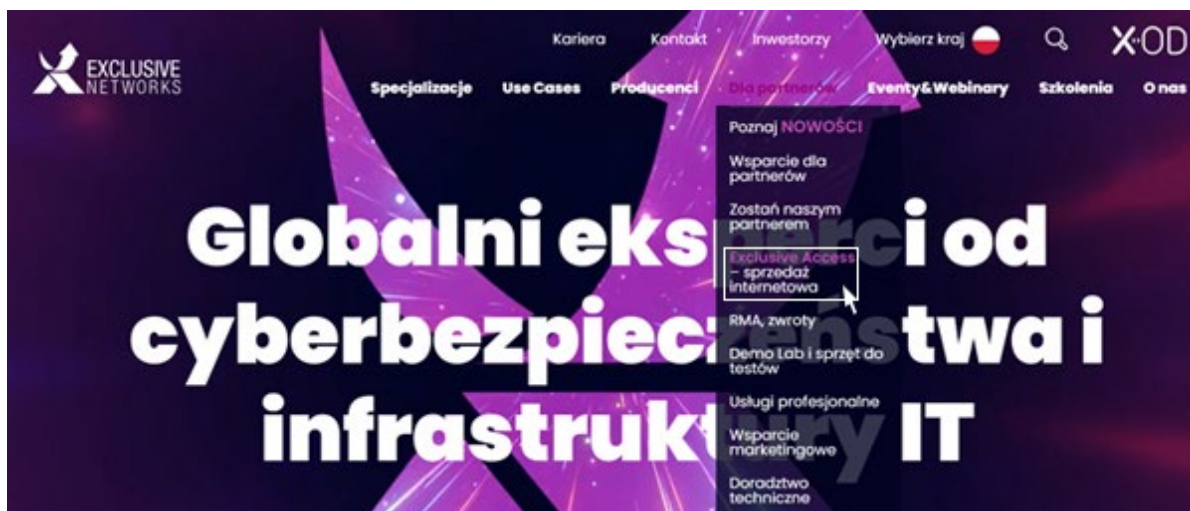
Tip: Google authentication uses your Google account, while other apps may request your email address and identity confirmation through email.



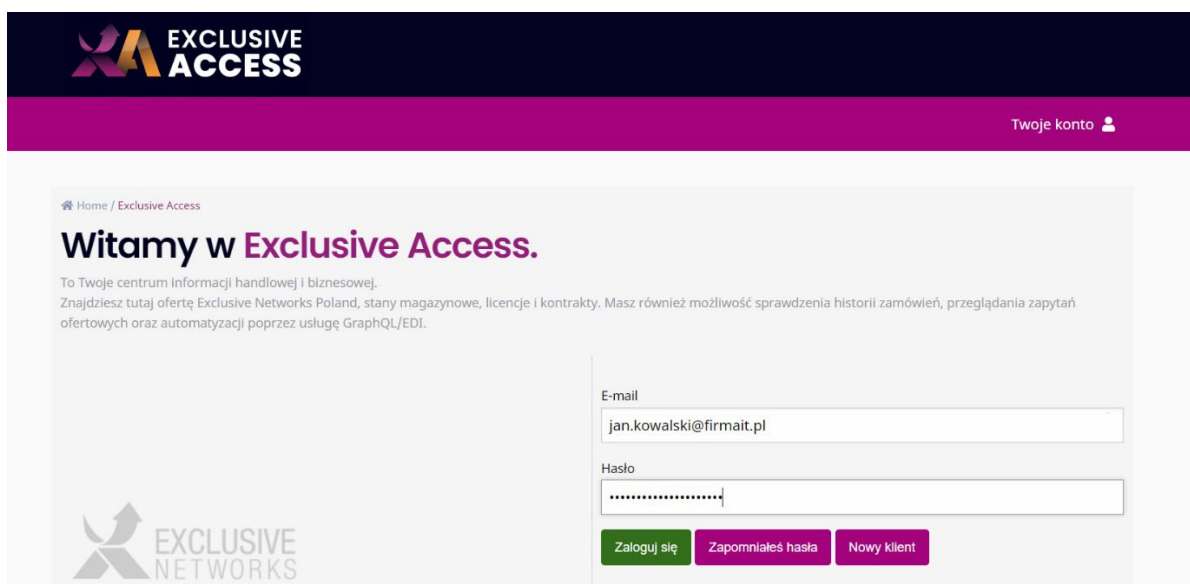
3. Create a new authentication account in the Exclusive Access application

STEP 1. Create a new authentication account for Exclusive Access in the application. Follow the steps within the application.

STEP 2. Open the login page for Exclusive Access.



STEP 3. Log in to the [Exclusive Access](#) website using the previously provided username and password.

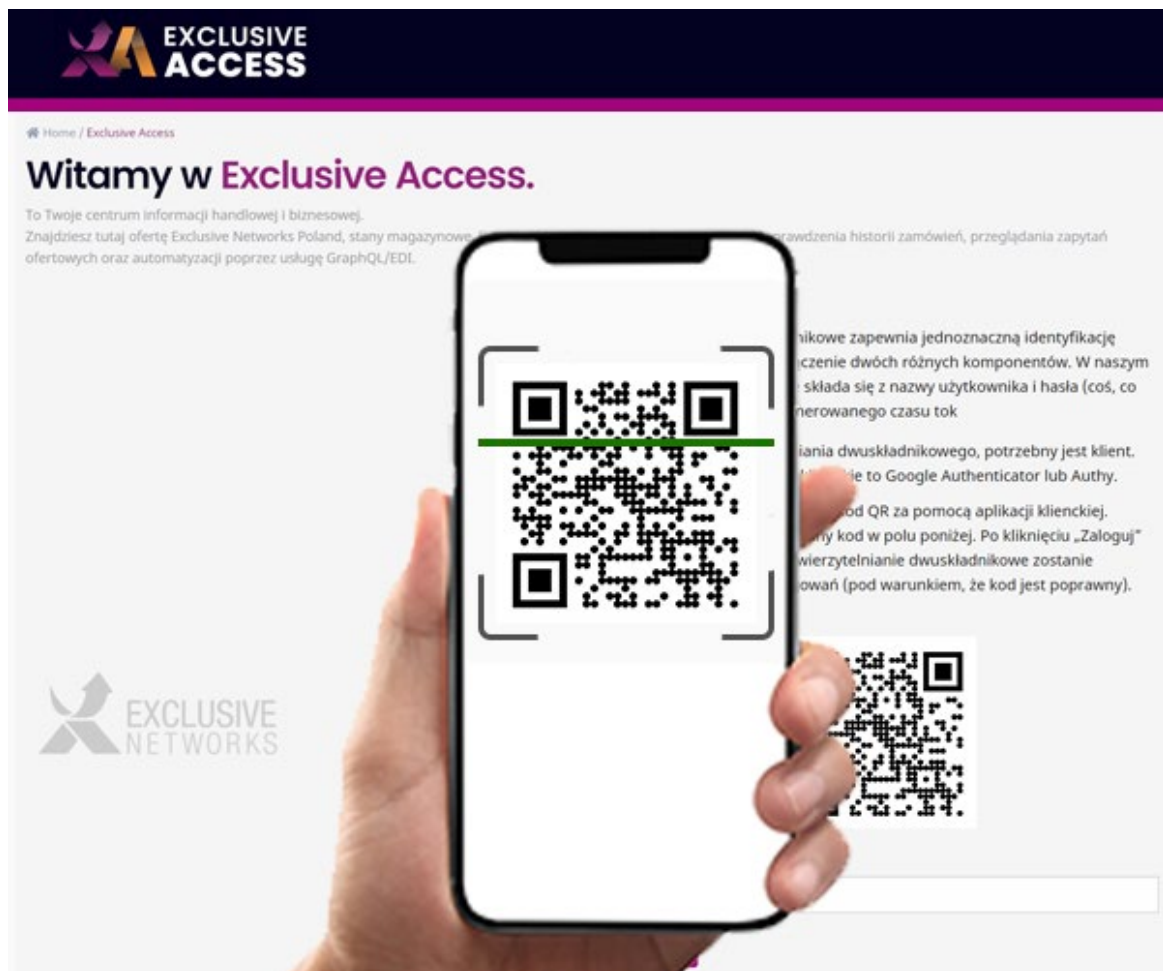


STEP 4. You will see a QR code to scan.

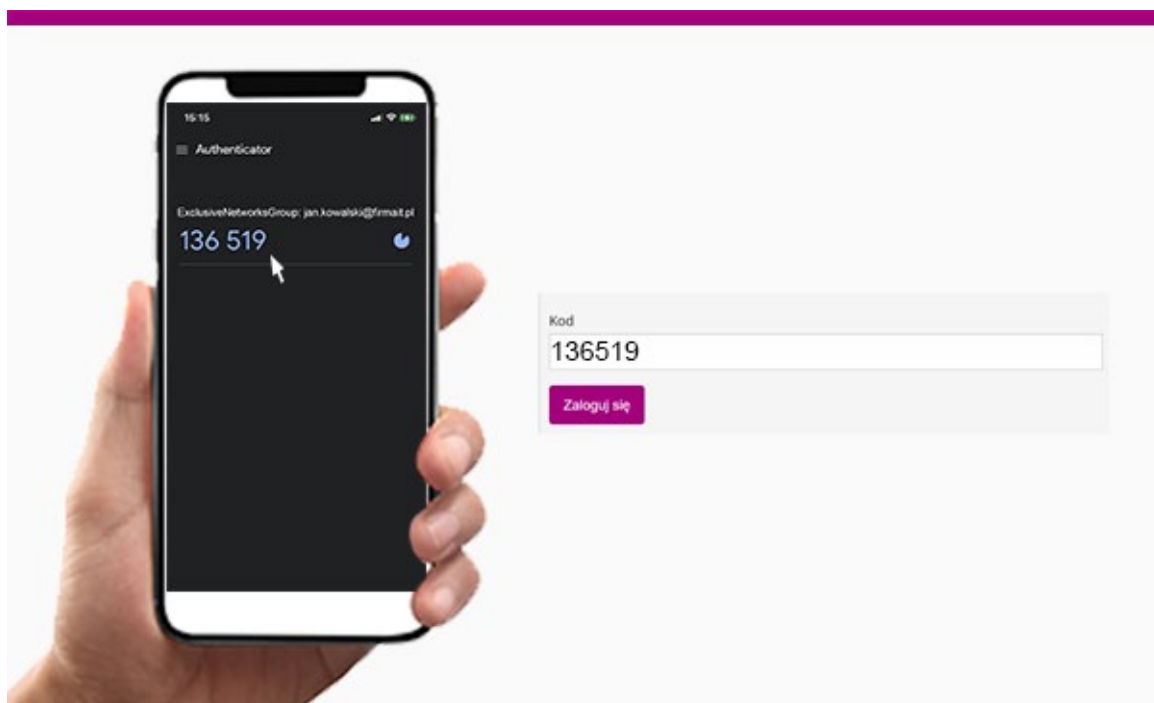


STEP 5. Open the installed MFA application on your smartphone. Click on the "+" to create a new account.

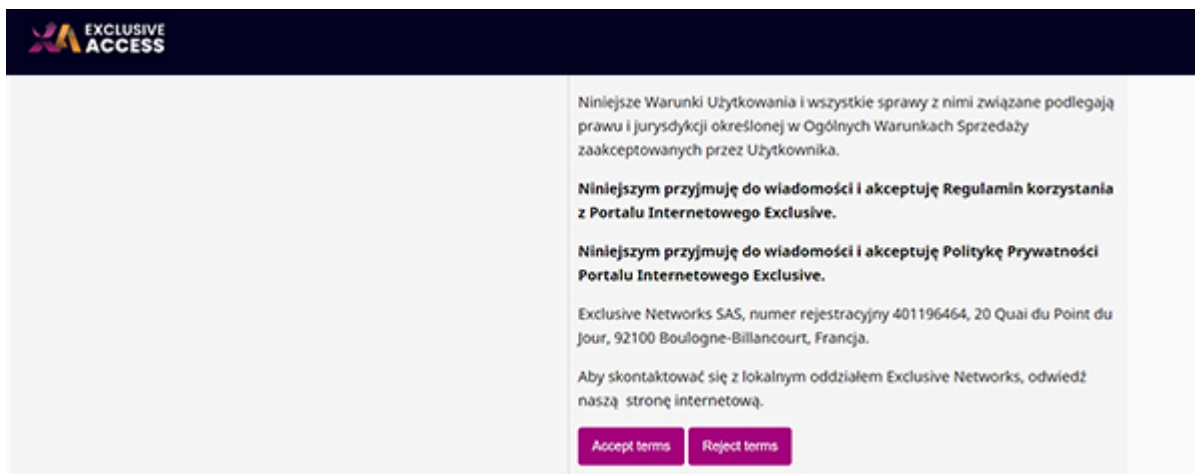
STEP 6. Choose the "scan QR code" option.



STEP 7. Enter the six-digit code from your smartphone into Exclusive Access. Click on "Log in."



STEP 8. Accept the Portal Usage Terms and Privacy Policy by clicking "Accept terms".



The screenshot shows a web interface for 'EXCLUSIVE ACCESS'. At the top left is the logo. The main content area is divided into two columns. The right column contains the following text:

Niniejsze Warunki Użytkowania i wszystkie sprawy z nimi związane podlegają prawu i jurysdykcji określonej w Ogólnych Warunkach Sprzedaży zaakceptowanych przez Użytkownika.

Niniejszym przyjmuję do wiadomości i akceptuję Regulamin korzystania z Portalu Internetowego Exclusive.

Niniejszym przyjmuję do wiadomości i akceptuję Politykę Prywatności Portalu Internetowego Exclusive.

Exclusive Networks SAS, numer rejestracyjny 401196464, 20 Quai du Point du Jour, 92100 Boulogne-Billancourt, Francja.

Aby skontaktować się z lokalnym oddziałem Exclusive Networks, odwiedź naszą stronę internetową.

At the bottom of the right column are two buttons: 'Accept terms' and 'Reject terms'.

CONGRATULATIONS!

Your MFA login has been configured successfully.

Now you can fully and securely access our Exclusive Access system. From now on, each time you log into the system, it will be preceded by entering a one-time 6-digit code generated by the application.

Welcome to visit Exclusive Access.